

بارم	امضا :	نام و نام خانوادگی دبیر مربوطه :	جمع :	نمره پایانی :	نمره مستمر :	ردیف
2						1
1.5						2
3						3
2						4

با استفاده از کلمات داده شده مکالمه زیر را کامل نمایید. (یک مورد اضافی است)

----- is your mother, Amelia?

Really!?! Why?

----- takes care of -----?

My father and I.

She is not well.

She had an ----- and she is in the hospital now.

Who

accident

How

her

him

دیکته ناقص کلمات را با توجه به تصاویر داده شده کامل کنید.

He has some br_ises	I bu_ned my hand	She br_ke her leg







جمله ها را با مناسب ترین شکل زمان گذشته کامل کنید.



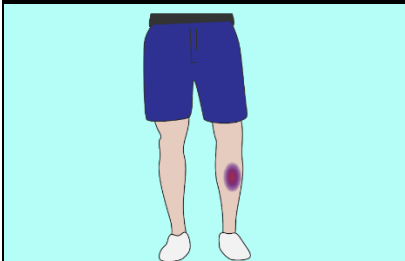

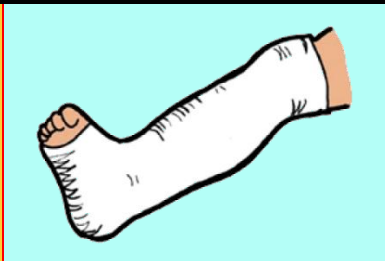






Two years ago we \_\_\_\_\_ (have) a great holiday in Kish Island. We \_\_\_\_\_ (go) to Tehran first. We stopped at a hotel the night we arrived and \_\_\_\_\_ (sleep) in a big bedroom. Next morning, we \_\_\_\_\_ (buy) plane tickets. In Kish the weather \_\_\_\_\_ (be) sunny. We visited many places there and met new people. We wanted to stay for more days, but we \_\_\_\_\_ (not have) much time.




مکالمه ها را بخوانید و گزینه مناسب را انتخاب نمایید.

- A:** (Do / Did / Does) he hurt his knee? **B:** Yes, he (do / did / does).
- A:** Where did you (write / wrote / writing) the letter? **B:** At home.
- A:** Who (eat / eating / ate) all the cake? **B:** I did.

وبسایت آموزشی نمره یار - [www.Nomreyar.com](http://www.Nomreyar.com)

<p>2</p>	<p>5</p> <p>با توجه به فاعل هر جمله، شکل صحیح ضمایر مفعولی را بنویسید.</p> <ol style="list-style-type: none"> <li>1. I saw Ali in the park and asked _____ to call you soon.</li> <li>2. Sahar is such a nice girl. Do you know _____?</li> <li>3. They invited _____ to their home and we accepted.</li> <li>4. Shahed and Reza are my best friends at school. I like _____.</li> </ol> 	<p>5</p>
<p>1</p>	<p>6</p> <p>با مرتب کردن کلمات داده شده جملات صحیح و با معنی بسازید.</p> <ol style="list-style-type: none"> <li>1. to / myself / learned / how / I / of / take care / .....</li> <li>2. wound / please / a / put / the / plaster / on / .....</li> </ol> 	<p>6</p>
<p>2</p>	<p>7</p> <p>با استفاده از کلمات داده شده متن زیر را کامل کنید.</p> <div style="border: 2px solid black; padding: 10px; text-align: center; margin: 10px 0;"> <p>read - was - played - met - sent - woke - watched - took</p> </div> <p>Last Friday, I ----- up at about 7:30 and ----- a shower.  After breakfast, I ----- some games and ----- a magazine.  Then, I ----- an e-mail to my friend who lives in India. In the  evening, I ----- some friends and we ----- an action film.  I ----- really tired after the film.</p> <div style="display: flex; justify-content: space-around; align-items: center;">    </div>	<p>7</p>
<p>1.5</p>	<p>8</p> <p>با استفاده از فلش رو به بالا و یا پایین تَن افتان و یا خیزان جمله های زیر را مشخص کنید.</p> <ol style="list-style-type: none"> <li>1. Do you have your lunch at school?</li> <li>2. Please hurry up!</li> <li>3. Hamid cut his finger.</li> </ol>  <div style="display: flex; align-items: center;"> <div style="border: 1px dashed black; width: 40px; height: 40px; margin-right: 5px;"></div> <div style="border: 1px dashed black; width: 40px; height: 40px; margin-right: 5px;"></div> <div style="border: 1px dashed black; width: 40px; height: 40px;"></div> </div>	<p>8</p>

ردیف	نمره مستمر :	نمره پایانی :	جمع :	نام و نام خانوادگی دبیر مربوطه :	امضا :	بارم						
1	با استفاده از کلمات داده شده مکالمه زیر را کامل نمایید. (یک مورد اضافی است)											
2	<div><div><div><div>-<u>How</u>- is your mother, Amelia?</div><div>She is not well.</div></div><div><div>Really!? Why?</div><div>She had an -<u>accident</u>--- and she is in the hospital now.</div></div><div><div>-<u>Who</u>- takes care of --<u>her</u>--?</div><div>My father and I.</div></div></div><div></div><div><div>Who</div><div>accident</div><div>How</div><div>her</div><div>him</div></div></div>											
2	دیکته ناقص کلمات را با توجه به تصاویر داده شده کامل کنید.											
1.5	<table><tr><td>He has some bru<u>i</u>ses</td><td>I bu<u>r</u>ned my hand</td><td>She bro<u>k</u>e her leg</td></tr><tr><td></td><td></td><td></td></tr></table>						He has some bru <u>i</u> ses	I bu <u>r</u> ned my hand	She bro <u>k</u> e her leg			
He has some bru <u>i</u> ses	I bu <u>r</u> ned my hand	She bro <u>k</u> e her leg										
												
3	جمله ها را با مناسب ترین شکل زمان گذشته کامل کنید.											
3	<div>Two years ago we <u>had</u> (have) a great holiday in Kish Island. We <u>went</u> (go) to Tehran first. We stopped at a hotel the night we arrived and <u>slept</u> (sleep) in a big bedroom. Next morning, we <u>bought</u> (buy) plane tickets. In Kish the weather <u>was</u> (be) sunny. We visited many places there and met new people. We wanted to stay for more days, but we <u>didn't have</u> (not have) much time.</div>											
4	مکالمه ها را بخوانید و گزینه مناسب را انتخاب نمایید.											
2	<div>4. A: (Do / <u>Did</u> / Does) he hurt his knee? B: Yes, he (do / <u>did</u> / does).</div> <div>5. A: Where did you (<u>write</u> / wrote / writing) the letter? B: At home.</div> <div>6. A: <u>Who</u> (<u>ate</u> / eating / ate) all the cake? B: I did.</div> <div>www.Nomreyar.com</div>											

<p>2</p>	<p>5</p> <p>با توجه به فاعل هر جمله، شکل صحیح ضمایر مفعولی را بنویسید.</p> <p>5. I saw Ali in the park and asked <u>him</u> to call you soon.</p> <p>6. Sahar is such a nice girl. Do you know <u>her</u>?</p> <p>7. They invited <u>us</u> to their home and we accepted.</p> <p>8. Shahed and Reza are my best friends at school. I like <u>them</u>.</p> 	<p>5</p>
<p>1</p>	<p>6</p> <p>با مرتب کردن کلمات داده شده جملات صحیح و با معنی بسازید.</p> <p>3. to / myself / learned / how / I / of / take care /  <u>I learned how to take care of myself.</u></p> <p>4. wound / please / a / put / the / plaster / on /  <u>Please put a plaster on the wound.</u></p> 	<p>6</p>
<p>2</p>	<p>7</p> <p>با استفاده از کلمات داده شده متن زیر را کامل کنید.</p> <div data-bbox="159 907 263 1064" data-label="Image"> </div> <div data-bbox="207 985 1412 1142" data-label="Text"> <p>read - was - played - met - sent - woke - watched - took</p> </div> <p>Last Friday, I ---<u>woke</u>---- up at about 7:30 and ---<u>took</u>---- a shower.  After breakfast, I --<u>played</u>--- some games and ---<u>read</u>---- a magazine.  Then, I --<u>sent</u>--- an e-mail to my friend who lives in India. In the evening,  I ---<u>met</u>--- some friends and we --<u>watched</u>--- an action film.  I ---<u>was</u>--- really tired after the film.</p> <div data-bbox="199 1422 422 1612" data-label="Image"> </div> <div data-bbox="646 1489 1037 1601" data-label="Image"> </div> <div data-bbox="1220 1400 1436 1624" data-label="Image"> </div>	<p>7</p>
<p>1.5</p>	<p>8</p> <p>با استفاده از فلش رو به بالا و یا پایین تَن افتان و یا خیزان جمله های زیر را مشخص کنید.</p> <p>3. Do you have your lunch at school? ↗</p> <p>4. Please hurry up! ↗</p> <p>3. Hamid cut his finger. ↘</p> 	<p>8</p>

موفق و سرافراز باشید